

# BAS-311HN

150mm x 100mm

# BAS-326H

220mm x 100mm

# BAS-341H

250mm x 160mm

# BAS-342H

300mm x 200mm

## Direct Drive Programmable Electronic Pattern Sewer with Cylinder Bed

The machines provide the highest quality sewing exactly the way it is programmed even at high speed sewing with maximum performance according to each sewing area.

With the high functional LCD touch panel that offers easy programming, the preparation time can be reduced.



# NEXIO



**NEXIO**



## **Brother Continues to Drive a New Era of Product Excellence and Industry Change**

**Since its inception in 1908, Brother has been at the forefront of product innovation, dedicated to delivering superior and innovative sewing technology to our customers.**

**While these innovative changes have now become the industry standard, our never-ending spirit of challenge and innovation inherited from our ancestors have helped us surmount many challenges in the marketplace and continue striving for product excellence.**

**It is with this spirit of pride and dedication that we introduce our new line of NEXIO industrial sewing machines.**

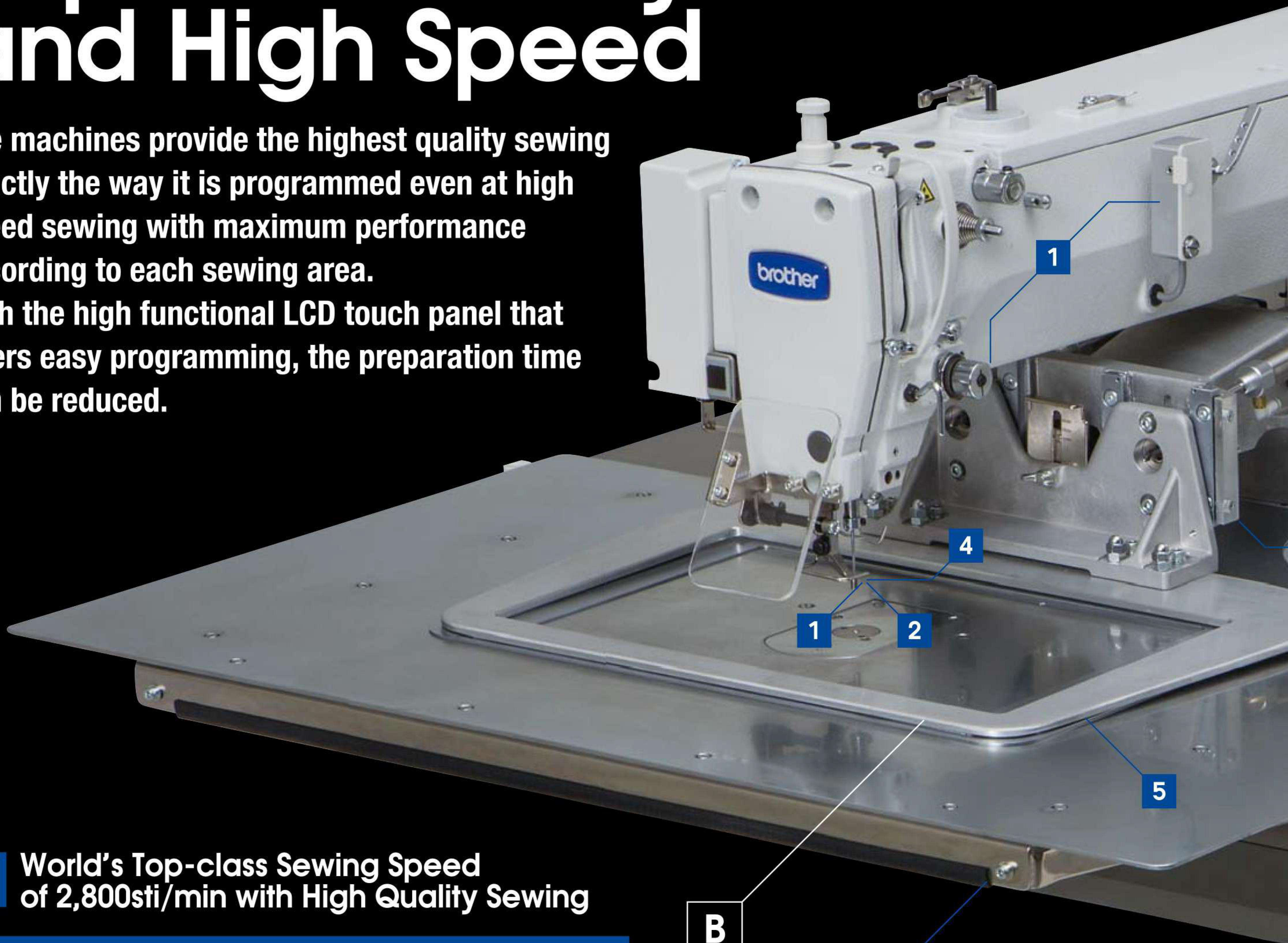
**This new brand name is derived from the words "Next" and "Society," combining our vision to drive a new era of industry change with continual dedication to innovative product development, as well as our continued company commitment to forging strong customer relationships by being "At your side."**



# Superior Quality and High Speed

The machines provide the highest quality sewing exactly the way it is programmed even at high speed sewing with maximum performance according to each sewing area.


With the high functional LCD touch panel that offers easy programming, the preparation time can be reduced.



## 1 World's Top-class Sewing Speed of 2,800sti/min with High Quality Sewing

High-rigid feeding commands beautiful stitching even at high-speed sewing


Higher rigid feed mechanism was adopted while achieving the world's top-class sewing speed of 2,800sti/min. With its accurate stitch point, the machine can perform beautiful stitching with stable thread tightening.



Sewing speed:2,800sti/min, stitch length: 4mm

## Digital Tension\* and Thread Breakage Detector as Standard Equipment

The upper thread tension can be digitalized with the Digital Tension, providing stable stitching. No more relying on individual feel. When thread breakage is detected, sewing operation is stopped automatically and a warning is given to the operator, leading to the less defectives.



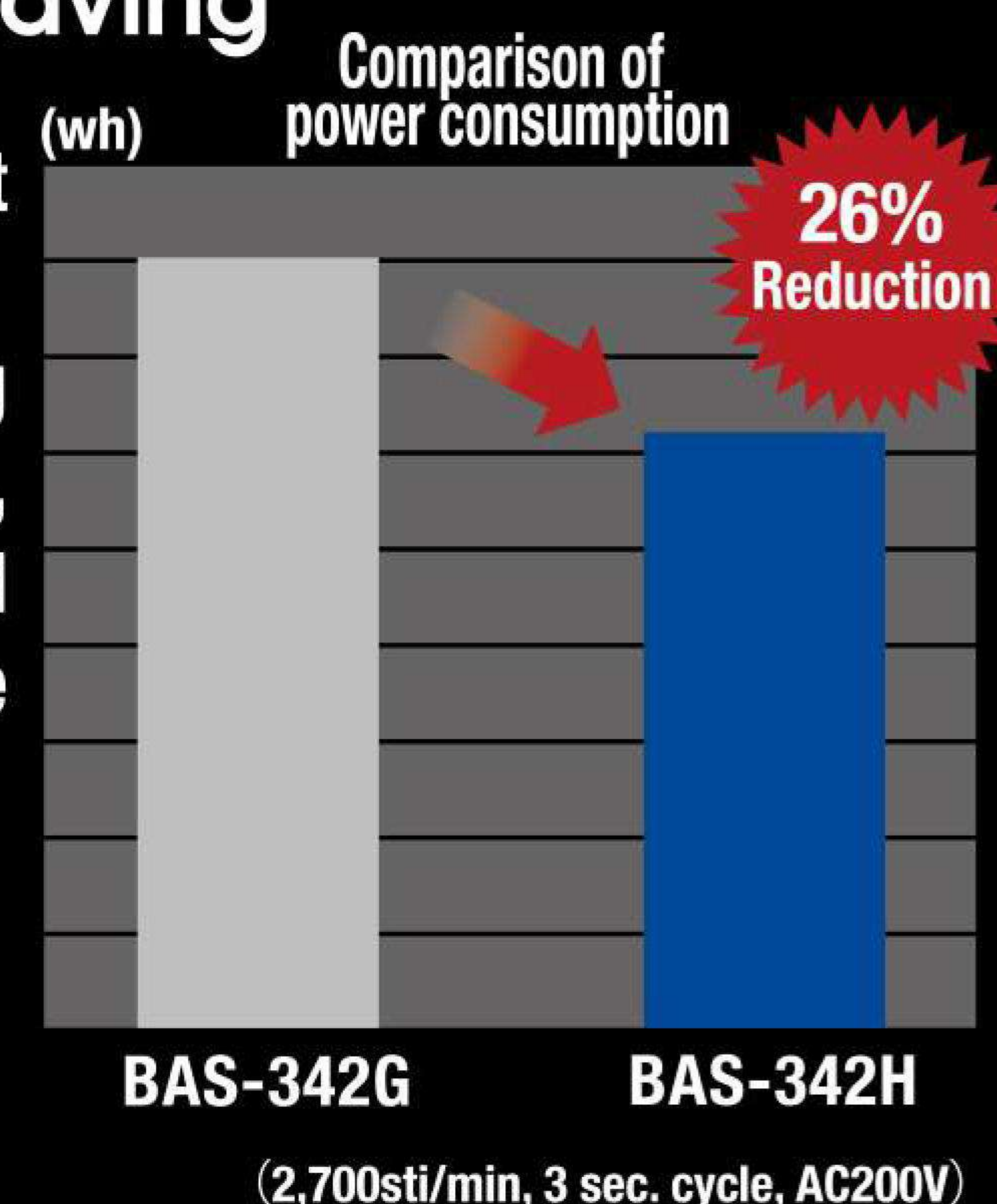
\*Seatbelt specifications is not included.

## 2 Great Needle Penetration

Powerful motor(550W) outputs large amounts of torque even at slow speeds so that strong needle penetration force can be obtained. If the needle penetration resistance increases, vibration control(intermittent impact) automatically increases the penetration force.

## 3 High Energy Saving

This machine is the most energy-saving programmable electronic pattern sewing machine among in its class, while realizing high-speed sewing and strong needle penetration force.







#### 4 Uniform and Stable Thread Tightness

It realized stable thread tightening at low tension sewing. Excessive or insufficient pressing by the stepping foot can be prevented, enabling a finish with uniform thread tightening.



#### 5 Easy and Accurate Positioning of Materials

You can select a desired work clamp lowering operation from two patterns by changing the memory switch settings (Two-step lowering or One-step lowering). (BAS-341H/342H only)




#### 6 Simple Adjustment

The driver can be adjusted from the side without tilting the sewing machine. This reduces time taken for adjustment and improves productivity when materials are changed.



#### 7 Simple and Easy Sewing Pattern Change

The work clamp can be replaced quickly by loosening the two screws (BAS-311HN/326H), and four screws (BAS-341H/342H). When replacing the feed plate, align the reference holes of the needle plate and the feed plate.





# Best User Experience with LCD Touch Panel

7-inch large screen and easy programming functions via LCD touch panel enable an intuitive operation. It is easily understood without the instruction manual or previous experience in fewer steps.

Stylus pen is standard eq

## Sewing Pattern Outline Edit

The outline of the sewing pattern can be adjusted, enhancing the program editing.

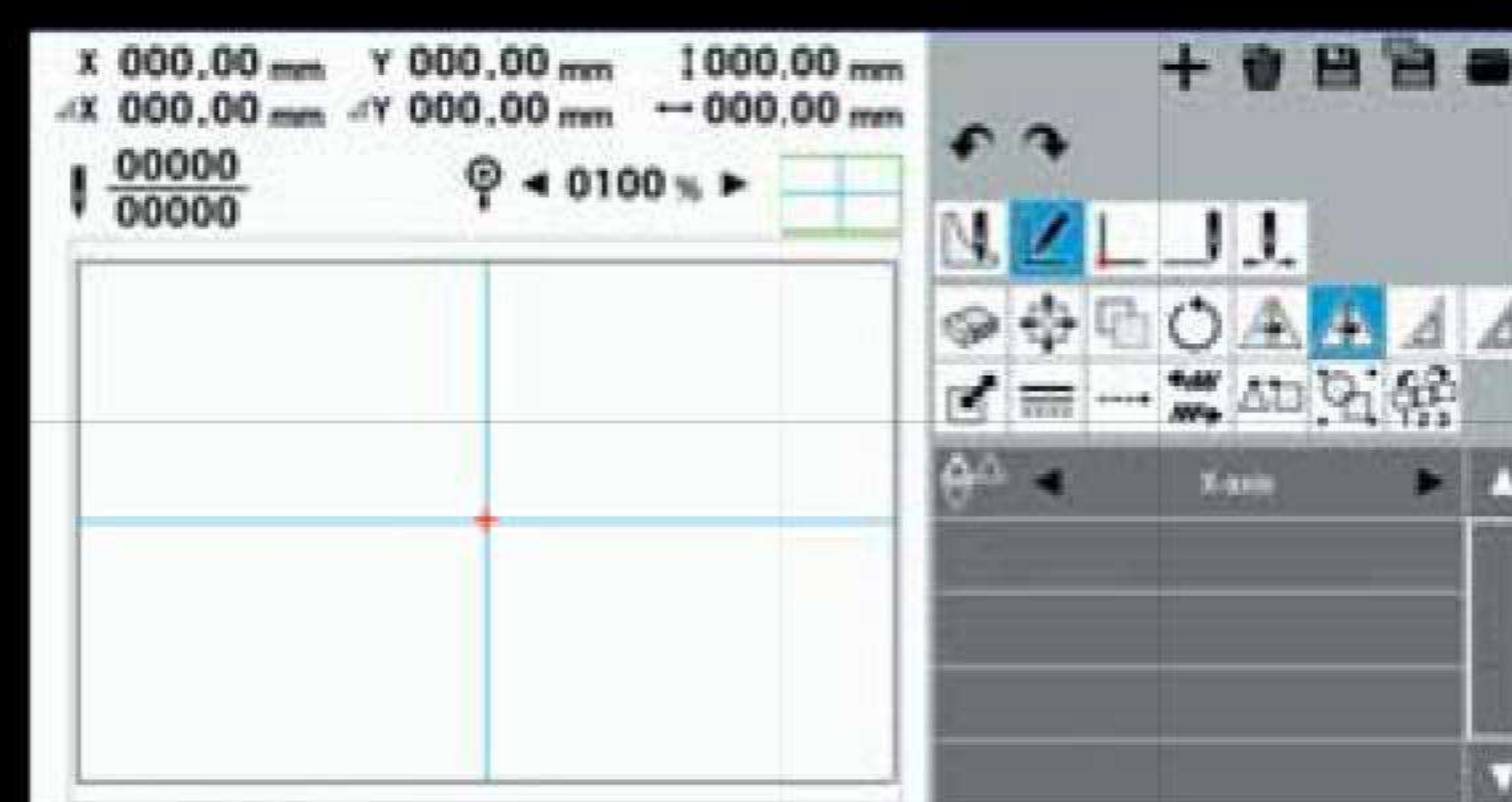
## Jog Key (Brother Only)

Direction can be controlled by the jog key. You can feel the touching it so it is useful when creating the programs and adjusting the needle position while checking the needle point.



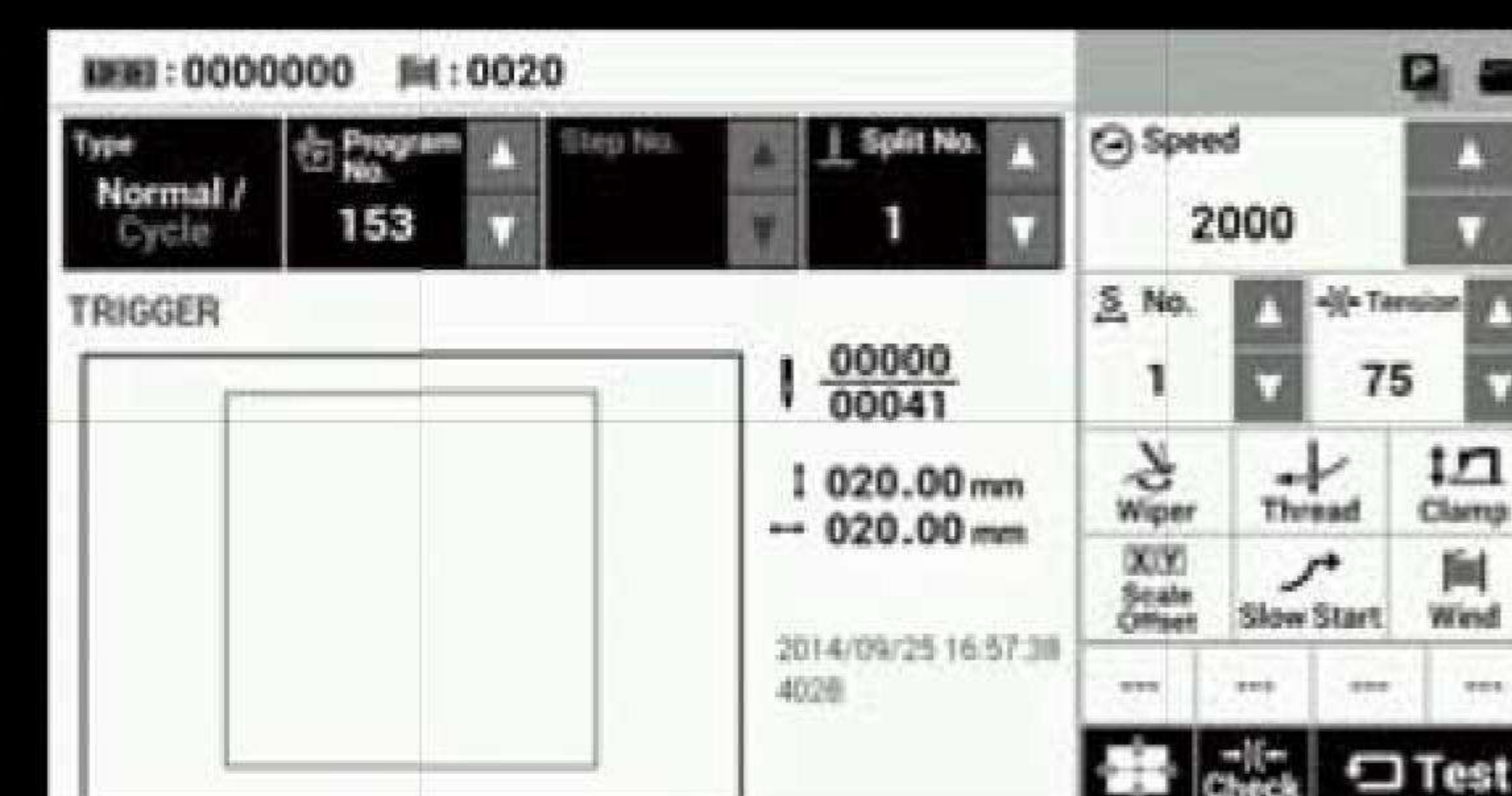
## Program Creating

Program creation can be available easily with illustration icons.



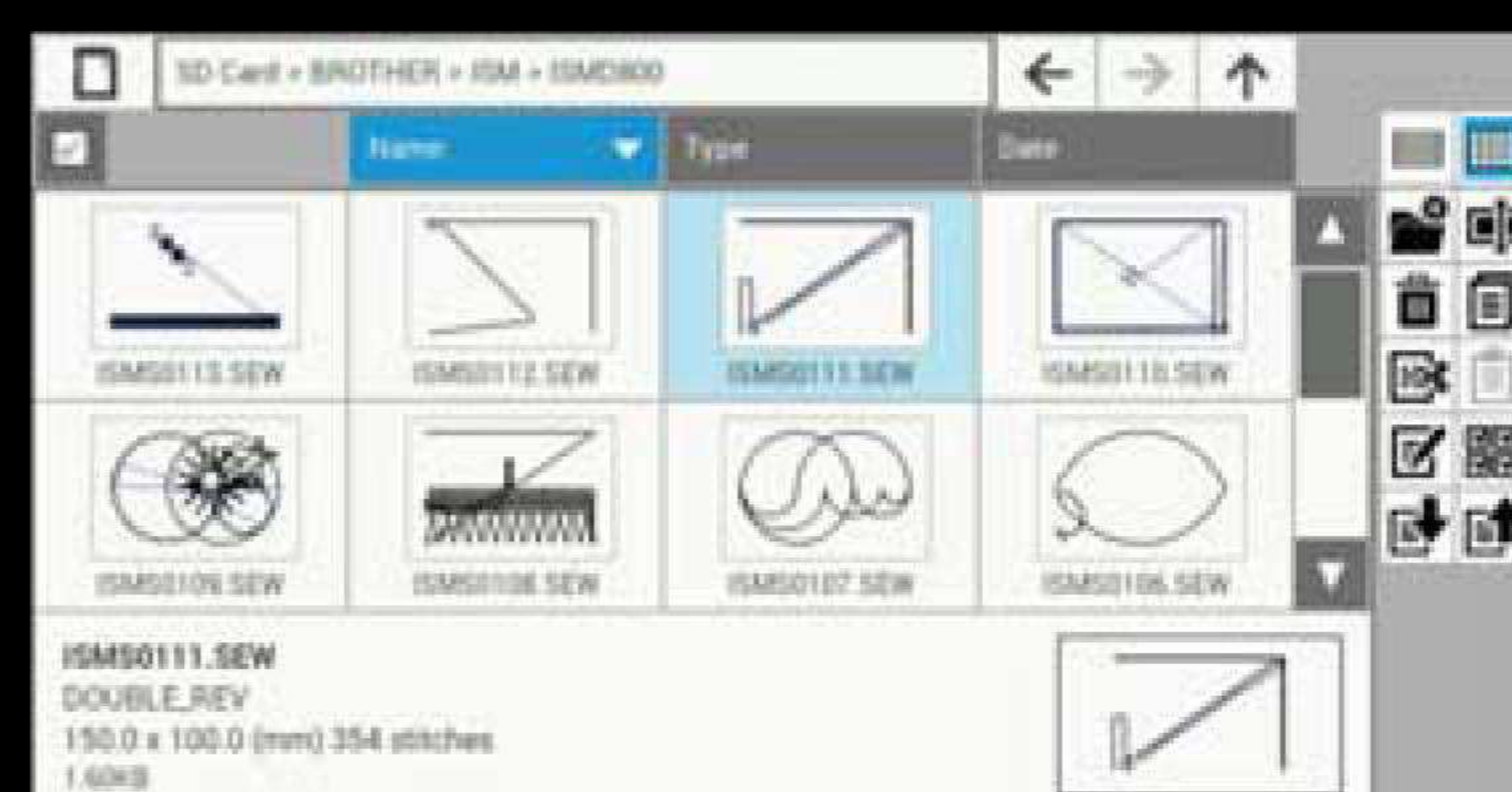
## Program Selection

The information regarding the program is seen at one screen. The setting change is available on it.



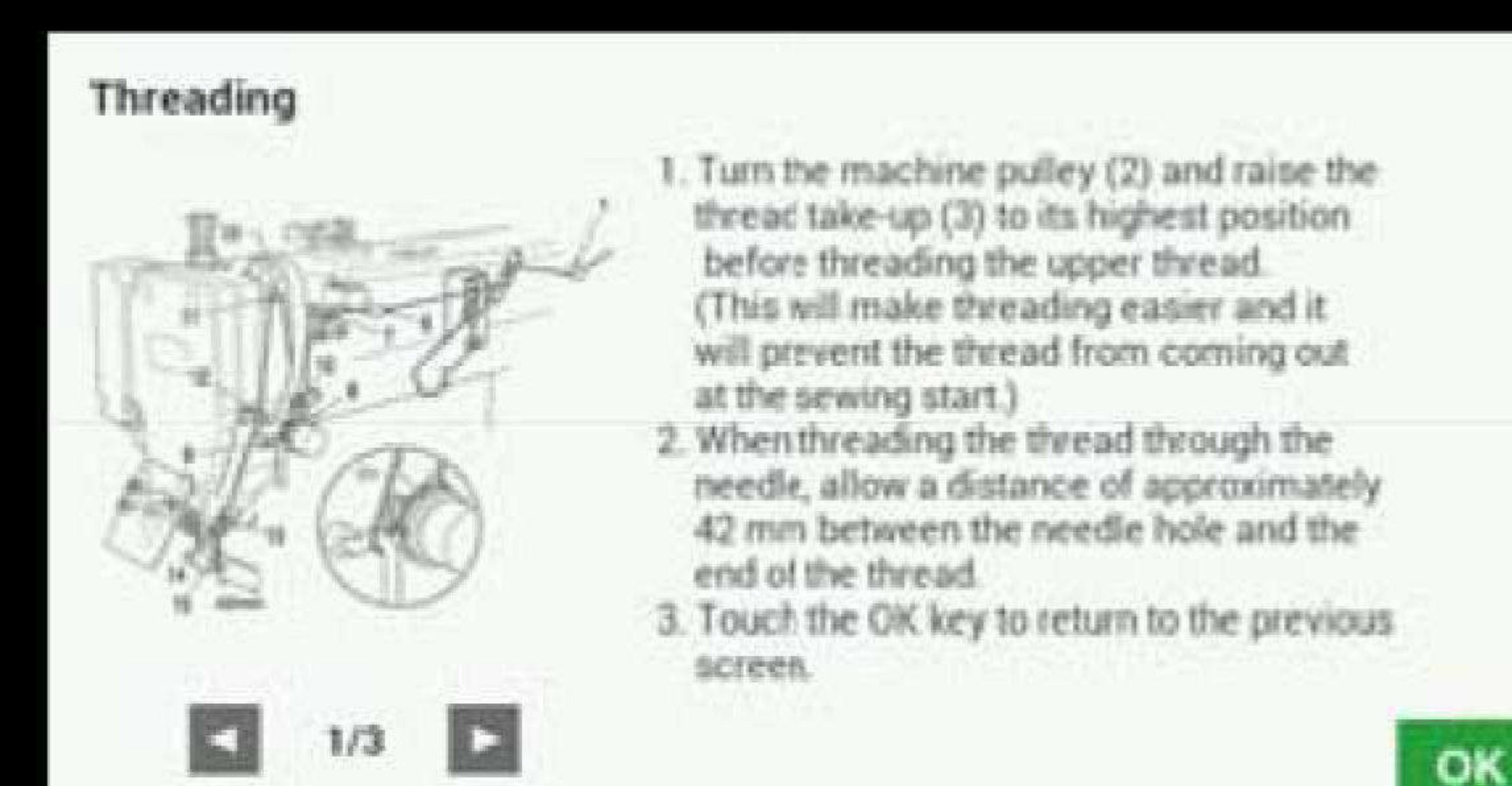
## File Selection

The preview of the program can be seen on the panel.



## Manual Display

The mistakable preparations such as Threading the upper thread, Winding the lower thread can be checked on the panel.





## Equipment

### Multimedia Support

Supporting the SD card (1 slot), USB port (2 ports). An expansion port is also supported, enabling to connect with a bar code reader etc.



### Compliant with VESA Standards (Brother Only)

The LCD touch panel is compliant with the VESA standards, enabling to attach to any articulating monitor arm.



\*VESA Standard is international mounting interface standard.  
\*Please purchase commercially available monitor arms.

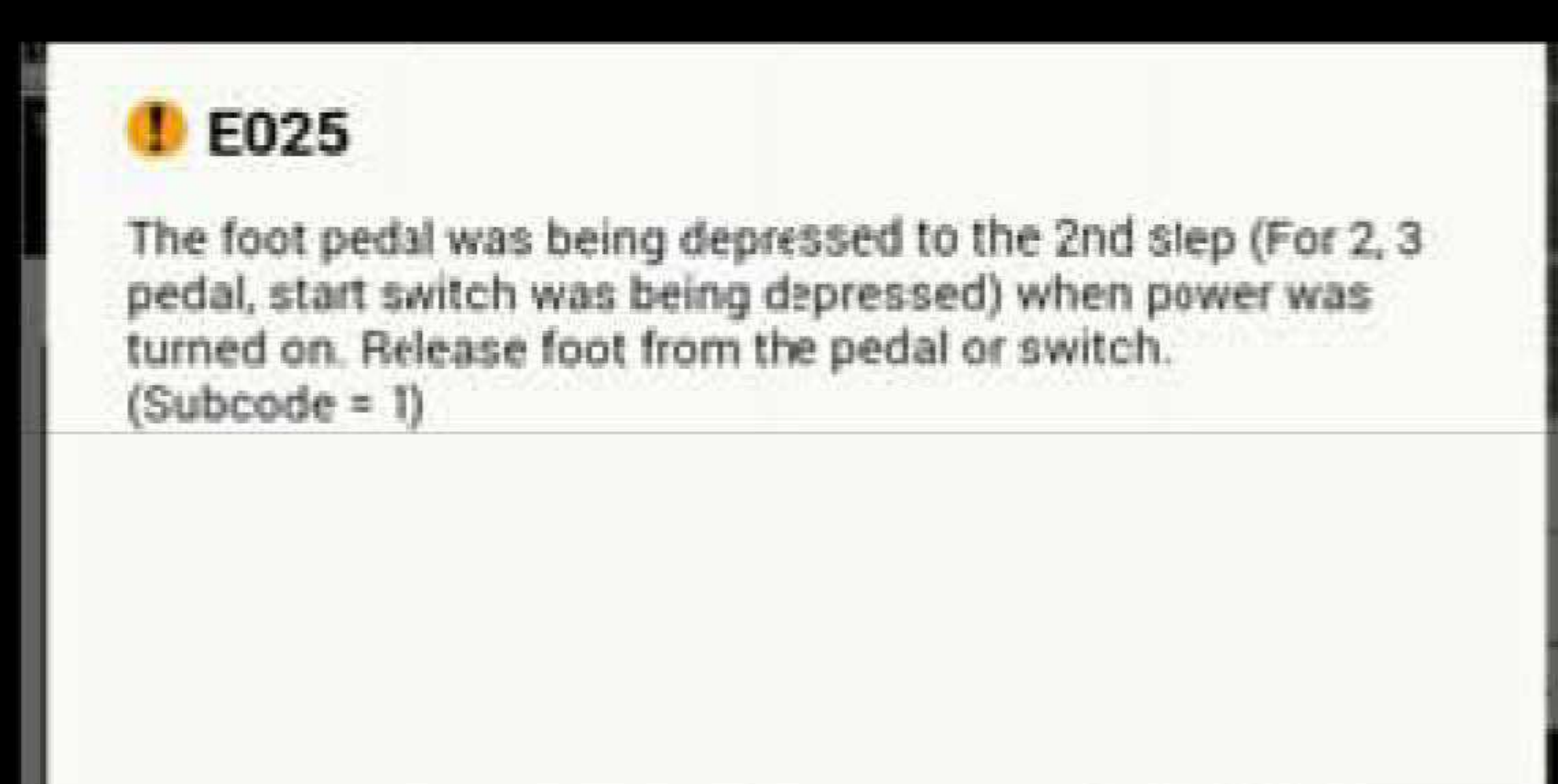
### Memory Switch Settings

The detail of Memory switch settings can be checked on the panel without the manuals.

Settings   Memory Switch	
001. Work clamp lift timing after sewing is complete.	[ 2 ]
003. Work clamp drop operation	[ 2 ]
100. Sewing start speed	ON
200. Single-stitch test feed	OFF
400. Detailed settings sewing condition	OFF
403. Select split mode	[ 0 ]
407. Program No. assigned to the F1 key	101

### Error Message Display

When an error occurs, the error message and solution are displayed on the panel, helping reduce the downtime.



## B

### BAS lineups for your various types of sewing applications



**BAS-311HN**  
220mm x 100mm



**BAS-326H**  
220mm x 100mm



**BAS-341H**  
250mm x 160mm



**BAS-342H**  
300mm x 200mm



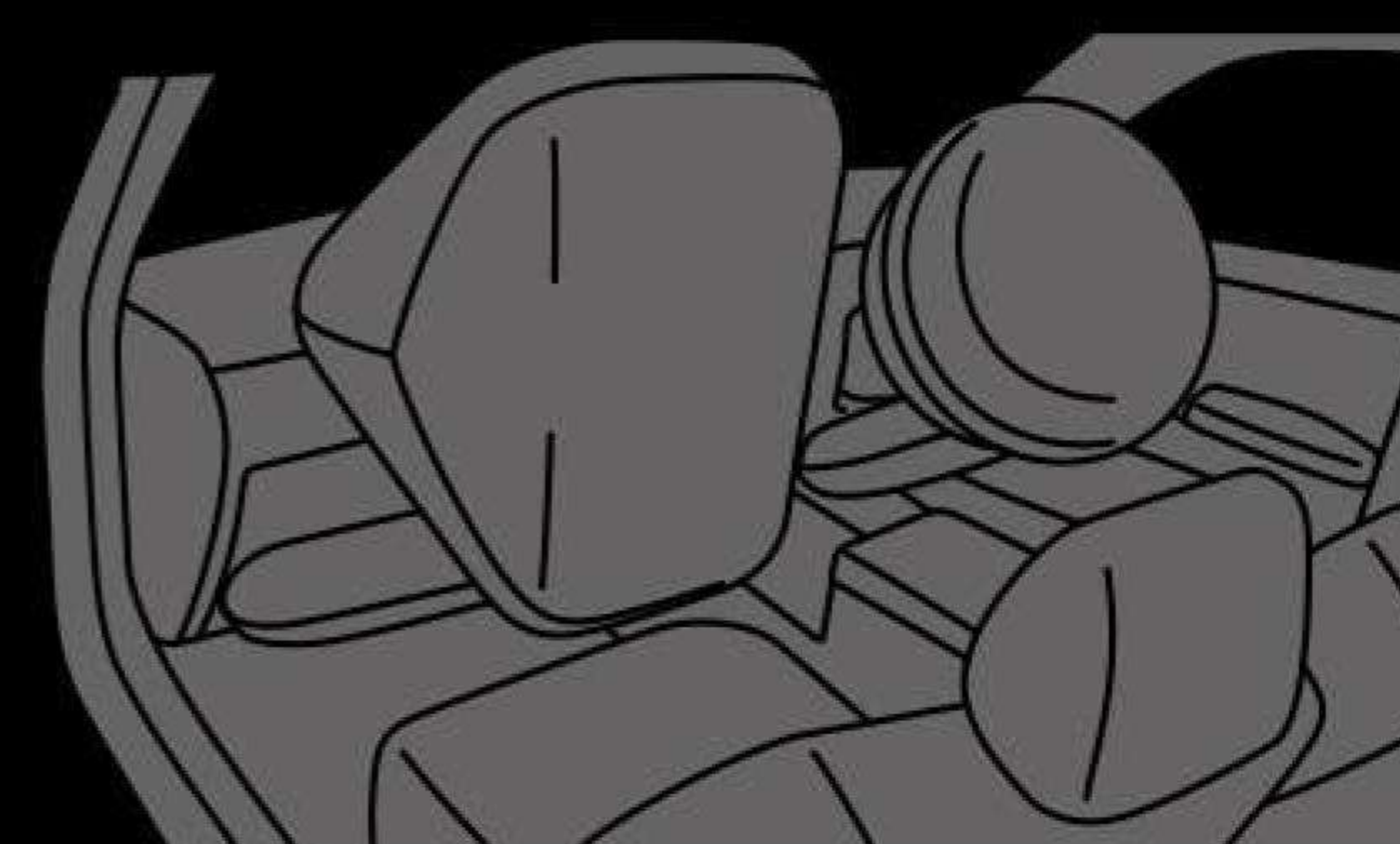
Labels



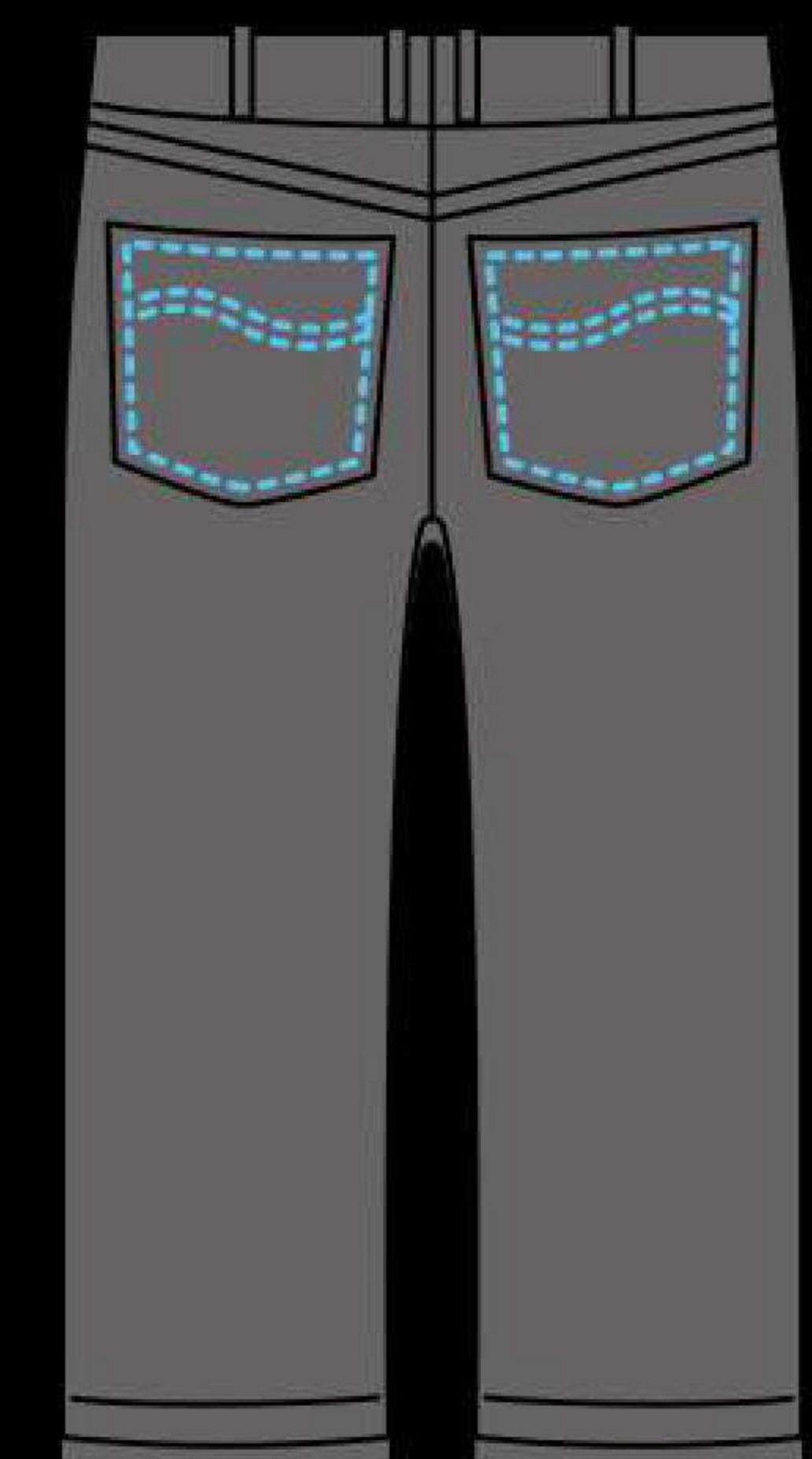
Bags



Shoes



Airbags (inflator etc)



Jeans pocket



## Specifications/

# BAS-311HN-0 ■ ■ BAS-326H-0 ■ A BAS-341H-05A BAS-342H-05A

	BAS-311HN-0 ■ ■		BAS-326H-0 ■ A		BAS-341H-05A		BAS-342H-05A	
Application	3 Medium materials	S Motor-driven work clamp	3 Medium materials	A Pneumatic work clamp	5 Heavy materials	A Pneumatic work clamp	5 Heavy materials	A Pneumatic work clamp
	5 Heavy materials	A Pneumatic work clamp	5 Heavy materials					
	7 Seat belt		7 Seat belt					

	BAS-311HN	BAS-326H	BAS-341H	BAS-342H
Stitch form	Single needle lock stitch			
Max. sewing speed	2,800sti/min*1			
Max. sewing area	150 x 100mm	220 x 100mm	250 x 160mm	300 x 200mm
Feed mechanism	Intermittent feed(pulse motor drive)			
Stitch length	0.05-12.7mm(per 0.05mm)			
Max. number of stitches	20,000 stitches (per program)			
Max. number of programs	999			
Work clamp drive	-S:Pulse motor drive -A:Pneumatic drive		Pneumatic drive	
Work clamp lift amount	-S:Max. 25mm -A:Max.30mm		Max.30mm	
2-step work clamp	-S:Integrated-type work clamp -A:Separate-type work clamp		Separate-type work clamp	Integrated-type work clamp
Height of stepping presser foot	22mm			
Stepping presser foot stroke	2-4.5mm, 4.5mm-10mm or 0(Default setting: 3mm)			
Hook	Double-capacity shuttle hook			
Thread wiper	Standard equipment			
Thread trimmer	Standard equipment			
Digital tension	Standard equipment (excluding the seat belt specification)			
Thread breakage detector	Standard equipment			
Data storage media	Internal flash memory(Data addition is available with external memory)			
Motor	AC servo motor 550W			
Weight	Machine head:Approx. 88kg Control box:Approx.9kg		Machine head:Approx.166kg Control box:Approx.18kg	Machine head:Approx.174kg Control box:Approx.18kg
Power	Single phase 100V/200V 3-phase 200V/220V/380V/400V		Single phase 220V 3-phase 200V/220V/380V/400V	
Air pressure /Consumption			0.5MPa	1.8 l/min

### Optional parts/

- Needle cooler<SA5559101>\*2
- Inner clamping device(BAS-311HN/326H only)<SA7189101>\*2
- Automatic ejector(BAS-341H/342H only)<SA9147001>
- 2-step thread tension device<SA7197101>
- Option manifold 5 set<SA7500001>
- Optional solenoid valve set<SA7171001>

### Peripheral equipment/

- Sewing data programming software PS-300B



\*1 The stitch length is 4mm or below (BAS-311HN/326H) , 3.5mm or below(BAS-341H/342H).

\*2 This device requires the option manifold 5 set and optional solenoid valve set.

**Contact**